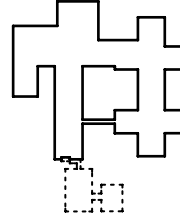















**Grades K - 8  
School Options**

Middle School Options	Elementary School Options		Transition Space	Comments
	Immediate	Future		
<b>A-1</b>	<b>New Middle School (1,056) Grades 5 - 8</b>		<b>School Option Cost \$ 62.2 M<sup>(c)</sup></b>	
<p>Projected 5 - 8 Enrollment = 1,793</p> <div style="display: flex; justify-content: space-between;"> <div style="width: 20%;">  <p><b>Pollard MS (Existing)</b> 704 <b>(No Change)</b></p> </div> <div style="width: 20%;">  <p><b>New MS (Dedham Ave)</b> 1,056 <b>\$ 54.7 M</b></p> </div> <div style="width: 50%; text-align: center;"> <p><b>Elementary Option A-1.a</b></p> <p>Projected K - 4 Enrollment = 2,061<sup>(d)</sup></p> <div style="display: flex; justify-content: center; gap: 10px;"> <div style="text-align: center;">  Newman 600 (Repairs)<sup>(b)</sup> </div> <div style="text-align: center;">  Broadmeadow 500 (No Change)                 </div> <div style="text-align: center;">  Eliot 300 (No Change)                 </div> <div style="text-align: center;">  Hillside 400 (Modernize)<sup>(b)</sup> </div> <div style="text-align: center;">  Mitchell 400 (Modernize)<sup>(b)</sup> </div> </div> <p><b>\$ 7.5 M</b></p> <p><b>High Rock</b> (2008 → 2012) • Interim MS</p> <p>(2012 → ) Available for: • Town Hall • Senior Center • School Admin • Elem School • Other Town Use</p> </div> </div> <ul style="list-style-type: none"> <li>- Unequal size w/ one too large MS</li> <li>- "Central MS Registry" Required</li> <li>+ Construction on Unoccupied Site</li> <li>+ School Department in Pollard Portables</li> <li>+ ES Modernizations only</li> </ul>				

**Legend**

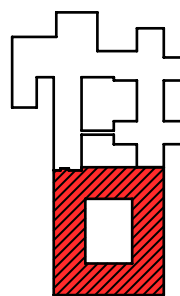
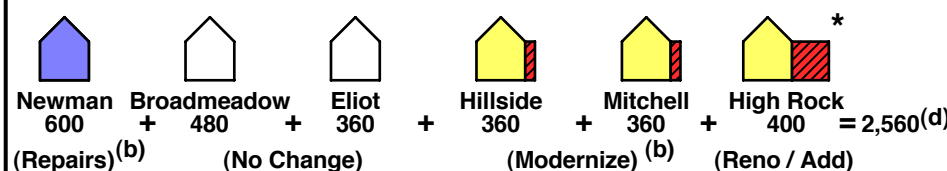

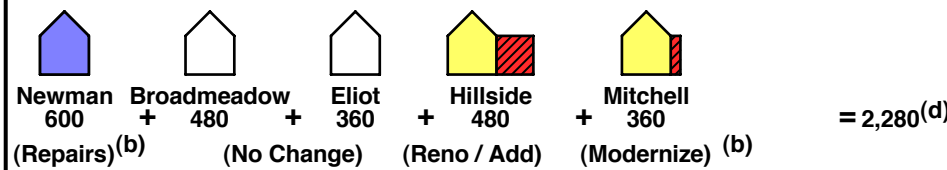

-  New School
-  Renovation / Addition
-  Modernization
-  Major Repairs
-  Major Repairs w/ Portables (6)
-  No Change
-  Space Not Available

	Year Bid	2006	2007	2008	2009	2010	2011	2012	2013	2014	2015	
<b>New M.S.</b>	Project Cost	\$ 49.6 M	\$ 52.1 M	\$ 54.7 M	\$ 57.4 M	\$ 60.3 M	\$ 63.3 M	\$ 66.5 M	\$ 69.8 M	\$ 73.3 M	\$ 76.9 M	Note: Costs increased 5 % compounded annually.
<b>High Rock</b>	Project Cost	\$ 6.8 M	\$ 7.1 M	\$ 7.5 M								








2005 - 2006 Enrollment		Existing ES Capacity <sup>(a)</sup>		A-1a w/ Existing ES Capacity <sup>(a)</sup>		2012 - 2013 Peak Enrollment		Notes	
Newman Pre-School	86								(a) Capacity assumes full day kindergarten, grades K - 5, dedicated art & music classrooms, and 20 students per classroom.
Newman K - 5	671		600		600				(b) Newman Major Repairs and Hillside & Mitchell Modernization costs NOT INCLUDED in school option costs.
Broadmeadow	545		500		500				(c) Project cost in 2008 \$.
Eliot	351		300		300				(d) ES enrollment and capacity DO NOT INCLUDE Pre-K. School department to determine location of Pre-K.
Hillside	386		400		400				
Mitchell	437		400		400				
High Rock	0		0		0				
<b>Total ES K - 5</b>	<b>2,390 (d)</b>	<b>Total ES K - 4</b>	<b>2,200 (d)</b>	<b>Total ES K - 4</b>	<b>2,200 (d)</b>	<b>Total ES K - 4</b>	<b>2,061 (d)</b>		
Pollard MS	1,090				704				
					1,056			5 - 8	1,793
<b>Total K - 8</b>	<b>3,480 (d)</b>			<b>Total K - 8</b>	<b>3,960 (d)</b>	<b>Total K - 8</b>	<b>3,854 (d)</b>		

11 May 2006

**Grades K - 8  
School Options**

Middle School Options	Elementary School Options		Transition Space	Comments
	Immediate	Future		
<b>B-1</b>	<b>Addition to Pollard (1,320) Grades 6 - 8</b>		<b>School Option Cost \$ 47.0 - 52.8 M <sup>(c)</sup></b>	
 <p><b>Pollard MS 1,320</b></p> <p><b>\$ 27.2 M</b></p>	<p>Projected 6 - 8 Enrollment = 1,369</p> <p><b>Elementary Option B-1.a</b></p> <p>Projected K - 5 Enrollment = 2,485<sup>(d)</sup></p>  <p><b>\$ 19.8 M</b></p> <p>* High Rock ES w/ addition is oversized for interim MS during MS construction.</p>		 <p>High Rock</p>	<ul style="list-style-type: none"> <li>- No interim solution</li> <li>- High Rock Must be Expanded before Portables Demolished (B-1.a)</li> <li>- Transition Space Must be Found for Students in Pollard Portables (B-1.b)</li> <li>- Pollard Portables Lost for School Department</li> <li>- High Rock Unavailable for Transition Space (B-1.a)</li> </ul>
	<p><b>Elementary Option B-1.b</b></p> <p>Projected K - 5 Enrollment = 2,485<sup>(d)</sup></p>  <p><b>\$ 18.1 M</b></p>		 <p>High Rock</p> <p><b>(2008 → 2012)</b></p> <ul style="list-style-type: none"> <li>• Interim MS</li> </ul> <p><b>\$ 7.5 M</b></p>	<ul style="list-style-type: none"> <li>- Large MS</li> <li>- Large High Rock Addition Not Cost Effective (B-1.a)</li> <li>+ MS on Single Site</li> </ul>
		<p><b>(2012 → )</b></p> <p>Available for:</p> <ul style="list-style-type: none"> <li>• Town Hall</li> <li>• Senior Center</li> <li>• School Admin</li> <li>• Elem School</li> <li>• Other Town Use</li> </ul>		

**Legend**

-  New School
-  Renovation / Addition
-  Modernization
-  Major Repairs
-  Major Repairs w/ Portables (6)
-  No Change
-  Space Not Available

	Year Bid	2006	2007	2008	2009	2010	2011	2012	2013	2014	2015	Note: Costs increased 5 % compounded annually.
<b>Pollard Add.</b>	Project Cost	\$ 24.7 M	\$ 25.9 M	\$ 27.2 M	\$ 28.6 M	\$ 30.0 M	\$ 31.5 M	\$ 33.1 M	\$ 34.8 M	\$ 36.5 M	\$ 38.3 M	
<b>Hillside Add.</b>	Project Cost	\$ 16.4 M	\$ 17.2 M	\$ 18.1 M	\$ 19.0 M	\$ 20.0 M	\$ 20.9 M	\$ 22.0 M	\$ 23.1 M	\$ 24.2 M	\$ 25.4 M	
<b>HR Add.</b>	Project Cost	\$ 18.0 M	\$ 18.9 M	\$ 19.8 M	\$ 20.8 M	\$ 21.9 M	\$ 23.0 M	\$ 24.1 M	\$ 25.3 M	\$ 26.6 M	\$ 27.9 M	
<b>HR Transition</b>	Project Cost	\$ 6.8 M	\$ 7.1 M	\$ 7.5 M								HR needed as interim M.S. space in Sept. 2008.

2005 - 2006 Enrollment		Existing ES Capacity <sup>(a)</sup>		B-1a w/ Existing ES Capacity <sup>(a)</sup>		2012 - 2013 Peak Enrollment		Notes
Newman Pre-School	86							(a) Capacity assumes full day kindergarten, grades K - 5, dedicated art & music classrooms, and 20 students per classroom.
Newman K - 5	671		600		600			(b) Newman Major Repairs and Hillside & Mitchell Modernization costs NOT INCLUDED in school option costs.
Broadmeadow	545		480		480			(c) Project cost in 2008 \$.
Eliot	351		360		360			(d) ES enrollment and capacity DO NOT INCLUDE Pre-K. School department to determine location of Pre-K.
Hillside	386		360		360			
Mitchell	437		360		360			
High Rock	0		0	High Rock ES	400			
<b>Total ES K - 5</b>	<b>2,390 <sup>(d)</sup></b>	<b>Total ES K - 5</b>	<b>2,160 <sup>(d)</sup></b>	<b>Total ES K - 5</b>	<b>2,560 <sup>(d)</sup></b>	<b>Total ES K - 5</b>	<b>2,485 <sup>(d)</sup></b>	
Pollard MS	1,090			Pollard MS - 6 - 8	1,320		6 - 8	1,369
<b>Total K - 8</b>	<b>3,480 <sup>(d)</sup></b>			<b>Total K - 8</b>	<b>3,880 <sup>(d)</sup></b>	<b>Total K - 8</b>	<b>3,854 <sup>(d)</sup></b>	

**Grades K - 8  
School Options**

Middle School Options	Elementary School Options		Transition Space	Comments	
	Immediate	Future			
<b>B-2</b>	<b>Addition to Pollard &amp; High Rock Grades 5 - 8</b>		<b>School Option Cost \$ 55.1 M<sup>(c)</sup></b>		
Projected 5 - 8 Enrollment = 1,793					
<b>Elementary Option B-2.a</b>					
<p>Grades 5 - 8</p> <p>Pollard MS 1,320 + High Rock 440 = 1,760</p> <p>\$ 27.2 M + \$ 27.9 M</p>		<p>Projected K - 4 Enrollment = 2,061<sup>(d)</sup></p> <p>Newman 600 + Broadmeadow 500 + Eliot 300 + Hillside 400 + Mitchell 400 = 2,200<sup>(d)</sup></p> <p>(Repairs)<sup>(b)</sup> (No Change) (Modernize)<sup>(b)</sup></p>		<p>High Rock</p>	<ul style="list-style-type: none"> <li>- No interim solution</li> <li>- Unequal size MS w/ one MS too large</li> <li>- Too many transitions for students if HR used as a single grade school</li> <li>- Transition Space Must be Found for Students in Pollard Portables</li> <li>- High Rock Unavailable for Transition Space</li> <li>- Pollard Portables Lost for School Department</li> <li>- "Central MS Registry" Required</li> <li>- Large High Rock Addition Not Cost Effective</li> <li>+ ES Modernization Only</li> </ul>

**Legend**

- New School
- Renovation / Addition
- Modernization
- Major Repairs
- Major Repairs w/ Portables (6)
- No Change
- Space Not Available

	Year Bid	2006	2007	2008	2009	2010	2011	2012	2013	2014	2015	Note: Costs increased 5 % compounded annually.
<b>Pollard Add.</b>	Project Cost	\$ 24.7 M	\$ 25.9 M	\$ 27.2 M	\$ 28.6 M	\$ 30.0 M	\$ 31.5 M	\$ 33.1 M	\$ 34.8 M	\$ 36.5 M	\$ 38.3 M	
<b>HR Add.</b>	Project Cost	\$ 25.3 M	\$ 26.6 M	\$ 27.9 M	\$ 29.3 M	\$ 30.8 M	\$ 32.3 M	\$ 33.9 M	\$ 35.6 M	\$ 37.4 M	\$ 39.2 M	

**2005 - 2006 Enrollment**

Newman Pre-School 86

Newman K - 5	671
Broadmeadow	545
Eliot	351
Hillside	386
Mitchell	437
High Rock	0

**Total ES K - 5** 2,390<sup>(d)</sup>  
Pollard MS 1,090

**Total K - 8** 3,480<sup>(d)</sup>

**Existing ES Capacity<sup>(a)</sup>**

Newman	600
Broadmeadow	500
Eliot	300
Hillside	400
Mitchell	400
High Rock	0

**Total ES K - 4** 2,200<sup>(d)</sup>

**B-2a w/ Existing ES Capacity<sup>(a)</sup>**

Newman	600
Broadmeadow	500
Eliot	300
Hillside	400
Mitchell	400
High Rock ES	0

**Total ES K - 4** 2,200<sup>(d)</sup>

Pollard MS - 5 - 8 1,320  
High Rock MS 5 - 8 440  
**Total K - 8** 3,960<sup>(d)</sup>

**2012 - 2013 Peak Enrollment**

Newman	600
Broadmeadow	500
Eliot	300
Hillside	400
Mitchell	400
High Rock	0

**Total ES K - 4** 2,061<sup>(d)</sup>

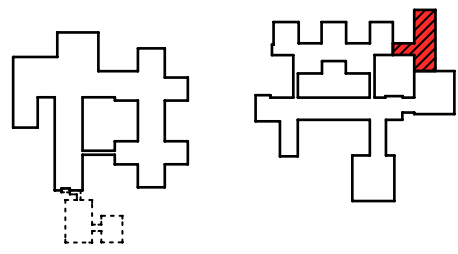
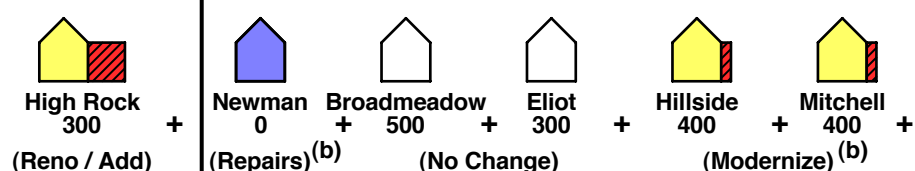
5 - 8 1,793  
**Total K - 8** 3,854<sup>(d)</sup>

**Notes**








- (a) Capacity assumes full day kindergarten, grades K - 5, dedicated art & music classrooms, and 20 students per classroom.
- (b) Newman Major Repairs and Hillside & Mitchell Modernization costs NOT INCLUDED in school option costs.
- (c) Project cost in 2008 \$.
- (d) ES enrollment and capacity DO NOT INCLUDE Pre-K. School department to determine location of Pre-K.

11 May 2006

**Grades K - 8  
School Options**

Middle School Options	Elementary School Options		Transition Space	Comments	
	Immediate	Future			
<b>C-1</b>	<b>Addition to Newman (1,056) Grades 5 - 8</b>		<b>School Option Cost \$ 32.3 M <sup>(c)</sup></b>		
Projected 5 - 8 Enrollment = 1,793					
<b>Elementary Option C-1.a</b>					
<p>Grades 5 - 8      Grades 5 - 8</p>  <p>Pollard MS 704 + Newman 1056 = 1,760 (No Change)      \$ 19.3 M</p>		<p>Projected K - 4 Enrollment = 2,061<sup>(d)</sup></p>  <p>High Rock 300 (Reno / Add) + Newman 0 (Repairs)<sup>(b)</sup> + Broadmeadow 500 (No Change) + Eliot 300 (No Change) + Hillside 400 (Modernize)<sup>(b)</sup> + Mitchell 400 (Modernize)<sup>(b)</sup> = 1,900<sup>(d)</sup></p>		<p>High Rock (2008 - 2012) • Interim MS</p> <p>\$ 13.0 M</p> <p>High Rock (2012 → )</p>	<ul style="list-style-type: none"> <li>- Unequal size MS w/ one MS too large</li> <li>- High Rock Unavailable for Transition Space</li> <li>- "Central MS Registry" Required</li> <li>+ School Department in Pollard Portables</li> </ul>

**Legend**

-  New School
-  Renovation / Addition
-  Modernization
-  Major Repairs
-  Major Repairs w/ Portables (6)
-  No Change
-  Space Not Available

	Year Bid	2006	2007	2008	2009	2010	2011	2012	2013	2014	2015	Note: Costs increased 5 % compounded annually.
<b>Newman Add.</b>	Project Cost	\$ 17.5 M	\$ 18.4 M	\$ 19.3 M	\$ 20.3 M	\$ 21.3 M	\$ 22.3 M	\$ 23.5 M	\$ 24.6 M	\$ 25.9 M	\$ 27.1 M	
<b>High Rock</b>	Project Cost	\$ 11.8 M	\$ 12.4 M	\$ 13.0 M	\$ 13.7 M	\$ 14.3 M	\$ 15.1 M	\$ 15.8 M	\$ 16.6 M	\$ 17.4 M	\$ 18.3 M	
<b>HR Transition</b>	Project Cost	*	*	*								* Repair costs included in renovation / addition costs.

**2005 - 2006 Enrollment**

Newman Pre-School 86

Newman K - 5	671
Broadmeadow	545
Eliot	351
Hillside	386
Mitchell	437
High Rock	0

**Total ES K - 5** 2,390 <sup>(d)</sup>  
Pollard MS 1,090

**Total K - 8** 3,480 <sup>(d)</sup>

**Existing ES Capacity <sup>(a)</sup>**

Newman	600
Broadmeadow	500
Eliot	300
Hillside	400
Mitchell	400
High Rock	0

**Total ES K - 4** 2,200 <sup>(d)</sup>

**C-1a w/ Existing ES Capacity <sup>(a)</sup>**

Newman	0
Broadmeadow	500
Eliot	300
Hillside	400
Mitchell	400
High Rock ES	300

**Total ES K - 4** 1,900 <sup>(d)</sup>  
Pollard MS - 5 - 8 704  
New MS - 5 - 8 1,056  
**Total K - 8** 3,660 <sup>(d)</sup>

**2012 - 2013 Peak Enrollment**

Newman	0
Broadmeadow	500
Eliot	300
Hillside	400
Mitchell	400
High Rock	300

**Total ES K - 4** 2,061 <sup>(d)</sup>

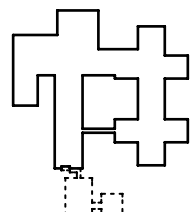
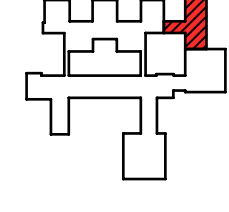








5 - 8 1,793  
**Total K - 8** 3,854 <sup>(d)</sup>

**Notes**








- (a) Capacity assumes full day kindergarten, grades K - 5, dedicated art & music classrooms, and 20 students per classroom.
- (b) Newman Major Repairs and Hillside & Mitchell Modernization costs NOT INCLUDED in school option costs.
- (c) Project cost in 2008 \$.
- (d) ES enrollment and capacity DO NOT INCLUDE Pre-K. School department to determine location of Pre-K.

11 May 2006

**Grades K - 8  
School Options**

Middle School Options	Elementary School Options		Transition Space	Comments	
	Immediate	Future			
<b>C-3</b>	<b>Addition to Newman (880) Grades 5 - 6</b>		<b>School Option Cost \$ 24.8 M<sup>(c)</sup></b>		
Projected 5 - 8 Enrollment = 1,793					
<b>Elementary Option C-3.a</b>					
<p>Grades 7 - 8</p>  <p>Pollard MS 880 (No Change)</p>	<p>Grades 5 - 6</p>  <p>Newman 880 \$ 17.3 M</p>	 <p>High Rock 300 (Repairs / Port)</p>	 <p>Newman 0 (Repairs)<sup>(b)</sup></p>  <p>Broadmeadow + 500 (No Change)</p>  <p>Eliot + 300 (No Change)</p>  <p>Hillside + 400 (Modernize)<sup>(b)</sup></p>  <p>Mitchell + 400 (Modernize)<sup>(b)</sup></p> <p>= 1,900<sup>(d)</sup></p>	 <p>High Rock (2008 - 2012) • Interim MS</p> <hr/>  <p>High Rock (2012 → )</p>	<ul style="list-style-type: none"> <li>- Too many transitions for students</li> <li>- Reduced "Connection" to MS</li> <li>- High Rock Unavailable for Transition Space</li> <li>+ School Department in Pollard Portables</li> </ul>

**Legend**

-  New School
-  Renovation / Addition
-  Modernization
-  Major Repairs
-  Major Repairs w/ Portables (6)
-  No Change
-  Space Not Available

	Year Bid	2006	2007	2008	2009	2010	2011	2012	2013	2014	2015	Note: Costs increased 5 % compounded annually.
<b>Newman Add.</b>	Project Cost	\$ 15.7 M	\$ 16.5 M	\$ 17.3 M	\$ 18.2 M	\$ 19.1 M	\$ 20.0 M	\$ 21.0 M	\$ 22.1 M	\$ 23.2 M	\$ 24.4 M	
<b>HR Transition</b>	Project Cost	\$ 6.8 M	\$ 7.1 M	\$ 7.5 M								HR needed as interim M.S. space in Sept. 2008.

**2005 - 2006 Enrollment**

Newman Pre-School 86

Newman K - 5	671
Broadmeadow	545
Eliot	351
Hillside	386
Mitchell	437
High Rock	0
<b>Total ES K - 5</b>	<b>2,390<sup>(d)</sup></b>
Pollard MS	1,090
<b>Total K - 8</b>	<b>3,480<sup>(d)</sup></b>

**Existing ES Capacity<sup>(a)</sup>**

Newman	600
Broadmeadow	500
Eliot	300
Hillside	400
Mitchell	400
High Rock	0
<b>Total ES K - 4</b>	<b>2,200<sup>(d)</sup></b>

**C-3a w/ Existing ES Capacity<sup>(a)</sup>**

High Rock ES	300
<b>Total ES K - 4</b>	<b>1,900<sup>(d)</sup></b>
Pollard MS - 7 - 8	880
New MS - 5 - 6	880
<b>Total K - 8</b>	<b>3,660<sup>(d)</sup></b>

**2012 - 2013 Peak Enrollment**

<b>Total ES K - 4</b>	<b>2,061<sup>(d)</sup></b>
5 - 8	1,793
<b>Total K - 8</b>	<b>3,854<sup>(d)</sup></b>

**Notes**

- (a) Capacity assumes full day kindergarten, grades K - 5, dedicated art & music classrooms, and 20 students per classroom.
- (b) Newman Major Repairs and Hillside & Mitchell Modernization costs NOT INCLUDED in school option costs.
- (c) Project cost in 2008 \$.
- (d) ES enrollment and capacity DO NOT INCLUDE Pre-K. School department to determine location of Pre-K.

11 May 2006

**Grades K - 8  
School Options**

Middle School Options	Elementary School Options		Transition Space	Comments
	Immediate	Future		
<b>D-1</b>	<b>Addition to High Rock (440) Grades 6 - 8</b>		<b>School Option Cost \$ 46.0 M<sup>(c)</sup></b>	
Projected 6 - 8 Enrollment = 1,369				
<b>Elementary Option D-1.a</b>				
<p><b>Grades 6 - 8</b></p> <p>Pollard MS 880 + High Rock 440 = 1,320 (No Change) \$ 27.9 M</p>	<p>Projected PK - 5 Enrollment = 2,485<sup>(d)</sup></p> <p>Newman 600 + Broadmeadow 480 + Eliot 360 + Hillside 360 + Mitchell 360 = 2,160<sup>(d)</sup> (Repairs)<sup>(b)</sup> (No Change) (Modernize)<sup>(b)</sup></p>		<p>High Rock</p>	<ul style="list-style-type: none"> <li>- No interim solution</li> <li>- Too many transitions for students if HR used as a single grade school</li> <li>- ES Capacities Do Not Meet Peak Enrollments</li> <li>- Pollard Large, High Rock Small</li> <li>- "Central MS Registry" Required</li> <li>- Large High Rock Addition Not Cost Effective</li> </ul>
<b>Elementary Option D-1.b</b>				
	<p>Projected PK - 5 Enrollment = 2,485<sup>(d)</sup></p> <p>Newman 600 + Broadmeadow 480 + Eliot 360 + Hillside 480 + Mitchell 360 = 2,280<sup>(d)</sup> (Repairs)<sup>(b)</sup> (No Change) (Reno / Add) (Modernize)<sup>(b)</sup></p> <p style="text-align: center;"><b>\$ 18.1 M</b></p>		<p>High Rock</p>	<ul style="list-style-type: none"> <li>- High Rock Unavailable for Transition Space</li> <li>+ ES Modernization Only</li> </ul>

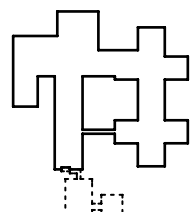

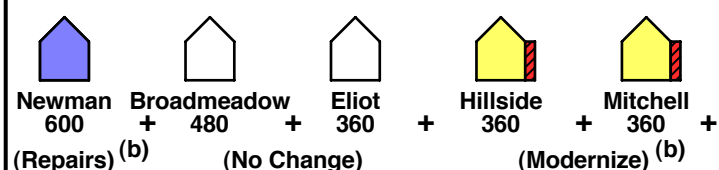

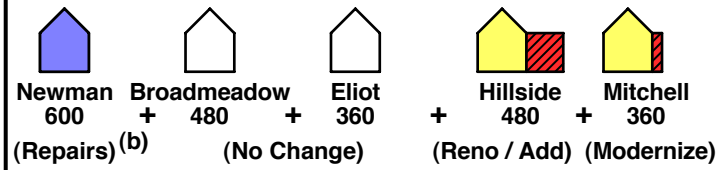
**Legend**

- New School
- Renovation / Addition
- Modernization
- Major Repairs
- Major Repairs w/ Portables (6)
- No Change
- Space Not Available








	Year Bid	2006	2007	2008	2009	2010	2011	2012	2013	2014	2015	Note: Costs increased 5 % compounded annually.
<b>High Rock</b>	Project Cost	\$ 25.3 M	\$ 26.6 M	\$ 27.9 M	\$ 29.3 M	\$ 30.8 M	\$ 32.3 M	\$ 33.9 M	\$ 35.6 M	\$ 37.4 M	\$ 39.2 M	
<b>Hillside Add.</b>	Project Cost	\$ 16.4 M	\$ 17.2 M	\$ 18.1 M	\$ 19.0 M	\$ 20.0 M	\$ 20.9 M	\$ 22.0 M	\$ 23.1 M	\$ 24.2 M	\$ 25.4 M	

2005 - 2006 Enrollment		Existing ES Capacity <sup>(a)</sup>		D-1a w/ Existing ES Capacity <sup>(a)</sup>		2012 - 2013 Peak Enrollment		Notes
Newman Pre-School	86							(a) Capacity assumes full day kindergarten, grades K - 5, dedicated art & music classrooms, and 20 students per classroom.
Newman K - 5	671	600	600	600	600			(b) Newman Major Repairs and Hillside & Mitchell Modernization costs NOT INCLUDED in school option costs.
Broadmeadow	545	480	480	480	480			(c) Project cost in 2008 \$.
Eliot	351	360	360	360	360			(d) ES enrollment and capacity DO NOT INCLUDE Pre-K. School department to determine location of Pre-K.
Hillside	386	360	360	360	360			
Mitchell	437	360	360	360	360			
High Rock	0	0	0	0	0			
<b>Total ES K - 5</b>	<b>2,390<sup>(d)</sup></b>	<b>Total ES K - 5</b>	<b>2,160<sup>(d)</sup></b>	<b>Total ES K - 4</b>	<b>2,160<sup>(d)</sup></b>	<b>Total ES K - 5</b>	<b>2,485<sup>(d)</sup></b>	
Pollard MS	1,090					Pollard MS - 6 - 8	880	
						High Rock MS - 6 - 8	440	
<b>Total K - 8</b>	<b>3,480<sup>(d)</sup></b>			<b>Total K - 8</b>	<b>3,480<sup>(d)</sup></b>	<b>Total K - 8</b>	<b>3,854<sup>(d)</sup></b>	

**Grades K - 8  
School Options**

Middle School Options	Elementary School Options		Transition Space	Comments
	Immediate	Future		
<b>D-2</b>	<b>High Rock New School (528) Grades 6 - 8</b>		<b>School Option Cost \$ 52.2 M <sup>(c)</sup></b>	
Projected 6 - 8 Enrollment = 1,369				
<p>Grades 6 - 8</p>  <p>Pollard MS 792 (No Change)</p>	<p>Grades 6 - 8</p>  <p>High Rock New School 528 \$ 34.1 M <sup>(1)</sup></p>	<p><b>Elementary Option D-2.a</b></p> <p>Projected K - 5 Enrollment = 2,485<sup>(d)</sup></p>  <p>Newman 600 (Repairs)<sup>(b)</sup> + Broadmeadow 480 (No Change) + Eliot 360 (No Change) + Hillside 360 (Modernize)<sup>(b)</sup> + Mitchell 360 (Modernize)<sup>(b)</sup> = 2,160<sup>(d)</sup></p>	 <p>High Rock</p>	<ul style="list-style-type: none"> <li>- No interim solution</li> <li>- Capacities Do Not Meet Peak Enrollments</li> <li>- Pollard Large, High Rock Small</li> <li>- "Central MS Registry" Required</li> <li>- High Rock Unavailable for Transition Space</li> <li>+ ES Modernization (or reno/addtn) Only</li> </ul>
Projected 6 - 8 Enrollment = 1,320				
<b>Elementary Option D-2.b</b>				
Projected K - 5 Enrollment = 2,485 <sup>(d)</sup>				
 <p>Newman 600 (Repairs)<sup>(b)</sup> + Broadmeadow 480 (No Change) + Eliot 360 (No Change) + Hillside 480 (Reno / Add) + Mitchell 360 (Modernize)<sup>(b)</sup> = 2,280<sup>(d)</sup></p> <p><b>\$ 18.1 M</b></p>				

**Legend**

-  New School
-  Renovation / Addition
-  Modernization
-  Major Repairs
-  Major Repairs w/ Portables (6)
-  No Change
-  Space Not Available

	Year Bid	2006	2007	2008	2009	2010	2011	2012	2013	2014	2015	Note: Costs increased 5 % compounded annually.
<b>New M.S. <sup>(1)</sup></b>	Project Cost	\$ 30.9 M	\$ 32.4 M	\$ 34.1 M	\$ 35.8 M	\$ 37.6 M	\$ 39.4 M	\$ 41.4 M	\$ 43.5 M	\$ 45.7 M	\$ 47.9 M	(1) Capable of expansion.
<b>Hillside Add.</b>	Project Cost	\$ 16.4 M	\$ 17.2 M	\$ 18.1 M	\$ 19.0 M	\$ 20.0 M	\$ 20.9 M	\$ 22.0 M	\$ 23.1 M	\$ 24.2 M	\$ 25.4 M	

**2005 - 2006 Enrollment**

Newman Pre-School 86

Newman K - 5	671
Broadmeadow	545
Eliot	351
Hillside	386
Mitchell	437
High Rock	0
<b>Total ES K - 5</b>	<b>2,390 <sup>(d)</sup></b>
Pollard MS	1,090

**Total K - 8 3,480 <sup>(d)</sup>**

**Existing ES Capacity <sup>(a)</sup>**

Newman	600
Broadmeadow	480
Eliot	360
Hillside	360
Mitchell	360
High Rock	0
<b>Total ES K - 5</b>	<b>2,160 <sup>(d)</sup></b>

**D-2a w/ Existing ES Capacity <sup>(a)</sup>**

High Rock ES	0
<b>Total ES K - 4</b>	<b>2,160 <sup>(d)</sup></b>
Pollard MS - 6 - 8	792
High Rock MS - 6 - 8	528
<b>Total K - 8</b>	<b>3,480 <sup>(d)</sup></b>

**2012 - 2013 Peak Enrollment**

<b>Total ES K - 5</b>	<b>2,485 <sup>(d)</sup></b>
6 - 8	1,369
<b>Total K - 8</b>	<b>3,854 <sup>(d)</sup></b>

**Notes**

- (a) Capacity assumes full day kindergarten, grades K - 5, dedicated art & music classrooms, and 20 students per classroom.
- (b) Newman Major Repairs and Hillside & Mitchell Modernization costs NOT INCLUDED in school option costs.
- (c) Project cost in 2008 \$.
- (d) ES enrollment and capacity DO NOT INCLUDE Pre-K. School department to determine location of Pre-K.

11 May 2006